

FERUM SID

eco Drive

VICTORY

VAN  PICK UP





LFP battery
41.86 kwh



Dual airbags
Permanent magnet
synchronous motor (PMSM)



30-60 Motor power(kw)
80-200 Rated / Peak torque(N * m)



ESC



175R14LT TIRES



Max. range (NEDC)
300km



Brakes
Front Disc / Rear Drum

VICTORY

VAN  PICK UP



Single Cabin Light Truck | Double Cabin Light Truck | Van



VICTORY



The Future is Electric.
Join the ride.



Reference point inside the vehicle



dashboard



oating screen



air conditioning



reading light

ECOCAR VICTORY electric commercial vehicles are specially designed to handle heavier payloads. This makes them suitable for trades and services such as maintenance, transport and landscaping that need more payload and cargo space.

They are environmentally friendly and provide fast, efficient and consistent business performance



The future is electric.
Flexibility, speed, economic operation and efficiency are the main characteristics of the ECOCAR VICTORY.

Our electric commercial vehicles cover all the daily professional needs.

Safety



air bag driver



passenger airbag



reversing camera



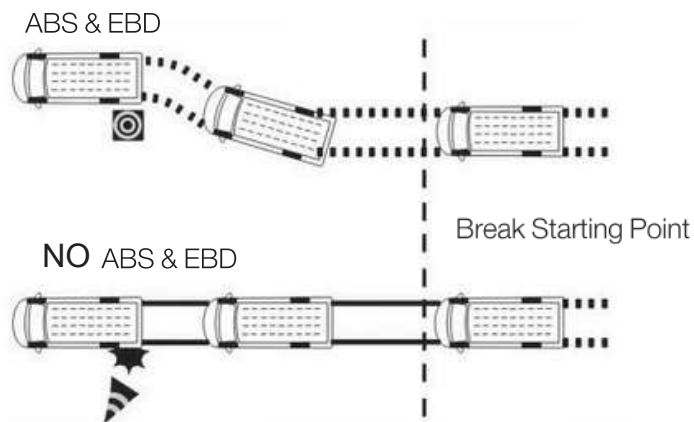
lower operating cost



less maintenance



environmentally friendly




Victory | Single Cabin Light Truck

Dimensions and Weights

Seating capacity (person)		2
Vehicle dimension (L*W*H)	mm	4840x1635x1875
Load space (L*W*H)	mm	2900x1540x375
GVM(gross vehicle weight) (kg)		2505
Curb weight (kg)		1315
Payload (kg)		1190
FronD/Rear overhang (mm)		650/1140
FronD wheel track (mm)		1390
Rear wheel track (mm)		1435
Wheelbase (mm)		3050
Minimum distance from the ground (mm)		180 to 190




Motor - Batteries

Motor power(kw)		60
Rated/Peak torque(Nm)		200
Motor type		Permanent magnet synchronous motor (PMSM)
Battery power (kWh)		41,86
Type of battery		Lithium iron phosphate battery (LFP battery)
charging time fast / slow		1 hour and 40 minutes / 7-10 hours
Charger type : A/C-D/C(V)		380 - 220
Energy recovery system		





Performance

Maximum speed (km/h)		100
Max. range (km)		300
Maximum climb angle		25%-28%

Suspension - Tires Brakes - Steering system

Tyre specifications		175R14LT
Steel wheels		
Brakes		Front disc and rear drum brake
ABS & EBD		
EPS (power steering)		

Comfort Equipment


Front door electric window		
Central locking		
A/C		
Warm air PTC		
Multifunction steering wheel		
Cigarette Lighter		
Power supply 12V		

Victory | Double Cabin Light Truck

Dimensions and Weights

Seating capacity (person)	5
Vehicle dimension (L*W*H)mm	4840x1635x1900
Load space (L*W*H)mm	2160x1540x375
GVM(gross vehicle weight) (kg)	2505
Curb weight (kg)	1390
Payload (kg)	1115
Fronnd/Rear overhang (mm)	650/1140
Fronnd wheel track (mm)	1390
Rear wheel track (mm)	1435
Wheelbase (mm)	3050
Minimum distance from the ground (mm)	180 έως 190




Motor - Batteries

Motor power(kw)	60
Rated/Peak torque(Nm)	200
Motor type	Permanent magnet synchronous motor (PMSM)
Battery power (kWh)	41,86
Type of battery	Lithium iron phosphate battery (LFP battery)
charging time fast / slow	1 hour and 40 minutes / 7-10 hours
Charger type : A/C-D/C(V)	380 - 220
Energy recovery system	



Performance

Maximum speed (km/h)	100
Max. range (km)	300
Maximum climb angle	25%-28%

Suspension - Tires Brakes - Steering system

Tyre specifications	175R14LT
Steel wheels	
Brakes	Front disc and rear drum brake
ABS & EBD	
EPS (power steering)	

Comfort Equipment


Front door electric window	
Central locking	
A/C	
Warm air PTC	
Multifunction steering wheel	
Cigarette Lighter	
Power supply 12V	

Victory | Van

Dimensions and Weights

Seating capacity (person)	2
Vehicle dimension (L*W*H)mm	4400x1650x1920
Load space (L*W*H)mm	2260x1470x1280
Cargo Capacity m ³	4,3
GVM(gross vehicle weight) (kg)	2505
Curb weight (kg)	1390
Payload (kg)	965
Fronnd/Rear overhang (mm)	650/900
Fronnd wheel track (mm)	1390
Rear wheel track (mm)	1435
Wheelbase (mm)	2850
Minimum distance from the ground (mm)	180 έως 190
passenger-cargo space divider	aluminum composite metal
Cargo area doors	2 sides 1 reclining back




Motor - Batteries

Motor power(kw)	60
Rated/Peak torque(Nm)	200
Motor type	Permanent magnet synchronous motor (PMSM)
Battery power (kWh)	41,86
Type of battery	Lithium iron phosphate battery (LFP battery)
charging time fast / slow	1 hour and 40 minutes / 7-10 hours
Charger type : A/C-D/C(V)	380-220
Energy recovery system	








Performance

Maximum speed (km/h)	100
Max. range (km)	300
Maximum climb angle	25%-28%


Suspension - Tires Brakes - Steering system

Tyre specifications	175R14LT
Steel wheels	
Brakes	Front disc and rear drum brake
ABS & EBD	
EPS (power steering)	

Comfort Equipment

Front door electric window	
Central locking	
A/C	
Warm air PTC	
Multifunction steering wheel	
Cigarette Lighter	
Power supply 12V	

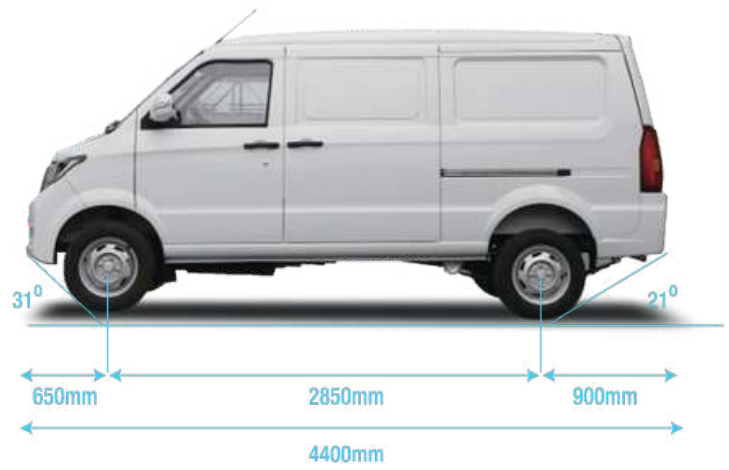

Victory | Single Cabin Light Truck



Victory | Double Cabin Light Truck



Victory | Van



3 Cargo Area Access Doors



**The Future is Electric.
Join the Ride!**

FERUM SID

eco Drive



Fruškogorski put 2, Sremska Kamenica