




MAX is in details.

The TMAX story began almost a quarter of a century ago when Yamaha created a new kind of model which blended advanced motorcycle technology with scooter accessibility and convenience. And since that day the TMAX has been enhancing the lives of the hundreds of thousands of riders who just love its style, performance and adaptability.

With its powerful 560cc EURO5+ engine and lightweight aluminium die-cast frame, the multi-role TMAX delivers outstanding acceleration together with impressive speed – making it an ideal choice for long distance commuting, weekend leisure riding and touring. And you can make it your own with Yamaha Genuine Accessories.



- 560cc EURO5+ compliant engine
- Rider's aids
- Refined body and headlight
- 7-inch screen with enhanced connectivity
- Garmin navigation
- Comfortable ergonomics
- Large diameter disc brakes
- Lightweight aluminium frame
- D-MODE & Traction Control
- Large storage space
- Smart Key keyless operation

Its luxurious ergonomics ensure premium riding comfort for you and your passenger on short and long trips, seven days a week. And with a high standard specification including connected TFT instruments with free Garmin Navigation*, as well as Brake Control (BC) for riding confidence, the TMAX takes Sport Scooter design to the next level. (*Full map Garmin Navigation is available free of charge for eligible TMAX models but is not offered in all countries. Some navigation features are not available in all countries.)

MAX is in details.

For nearly a quarter of a century this iconic Sport Scooter has continued to inspire unrivalled passion amongst its dedicated followers all over Europe. With its winning formula of sports performance, class-leading comfort and outstanding ride quality, TMAX continues to lead the way.

To reinforce this legendary model's unrivalled status the TMAX features a dynamic new look with an even sharper front end. New dual-eye headlights and tighter bodywork reinforce the aggressive sports style – and the upgraded 3-theme TFT dash features free Garmin Navigation* and enhanced smartphone connectivity. (*Full map Garmin Navigation is available free of charge for eligible TMAX models but is not offered in all countries. Some navigation features are not available in all countries.)

For smoother acceleration with a crisp and quiet sound the 560cc 2-cylinder EURO5+ engine comes with a newly designed clutch and exhaust. And with its new electronic Brake Control (BC) system that ensures effective braking control at all riding speeds, this is the most advanced TMAX ever built.



560cc EURO5+ compliant engine

The TMAX is driven by a compact 560cc 2-cylinder engine that produces 35kW, giving smooth and powerful 'twist and go' performance. The latest design is fully EURO5+ compliant, making it ideal for commuting into city centres with low emission zones. A newly designed centrifugal clutch ensures that the fully automatic transmission delivers seamless acceleration – and for quieter low rpm operation there's an improved exhaust.




Rider's aids

Each generation of this legendary Sport Scooter has been continuously upgraded with cutting edge electronic control technology, and the latest version benefits from a Brake Control (BC) system activated by an Inertial Measurement Unit (IMU). By ensuring the most effective braking performance at all speeds, the Brake Control enables you to enjoy the TMAX's performance to the MAX!



Refined body and headlight

TMAX is continuously evolving, and the latest generation of this iconic machine features a restyled front end that underlines its dynamic good looks. New dual-eye headlights and position lights – together with redesigned front bodywork – give a more compact and sportier look, reaffirming this legendary model's status as the ultimate multi role Sport Scooter.




7-inch screen with enhanced connectivity

An upgraded 7-inch TFT dash has three different screen layouts, enabling you to select the option showing information that is most important to you. Its enhanced connectivity via the MyRide link enables you to keep in touch with friends, family and work, and access a wide range of functions and services including a riding log, fuel consumption, parking location and more.



Garmin Navigation*

TMAX riders can enjoy the benefits of full-map Garmin Navigation*, now completely free of charge through the Garmin Motorize App available to download on your Apple or Android phone. Garmin Motorize brings your TMAX the functionality that you find in Garmin devices, like traffic, weather and POI's. You'll be fully informed on every journey – whether commuting, leisure riding or touring. (*Full map Garmin Navigation is available free of charge for eligible TMAX models but is not offered in all countries. Some navigation features are not available in all countries.)



Comfortable ergonomics

With its spacious interior, natural riding position and high specification motorcycle-style frame and suspension, the TMAX delivers an unrivalled ride quality. The large footboard area lets you choose from a range of sporty or relaxed riding positions, and the deeply padded dual seat with an adjustable rider backrest makes this iconic Sport Scooter one of the most comfortable ways to travel!

Engine

Engine type	4-stroke; Liquid-cooled; DOHC; 4-valves; Parallel twin-cylinder
Displacement	562 cc
Bore x stroke	70.0×73.0mm
Compression ratio	10.9:1
Maximum power	35.0 kW @ 7000 rpm
Maximum Torque	55.0 Nm @ 5250 rpm
Lubrication system	Dry sump
Fuel system	Fuel Injection
Ignition system	TCI
Starter system	Electric
Transmission system	V-Belt Automatic
Fuel consumption	4.9L/100 km
CO2 emission	115g/km

Chassis

Front suspension system	Telescopic fork
Front travel	120 mm
Rear suspension system	Swingarm
Rear Travel	117 mm
Front brake	Hydraulic dual disc brake, Ø267 mm
Rear brake	Hydraulic single disc brake, Ø282 mm
Front tyre	120/70R15M/C 56H Tubeless
Rear tyre	160/60R15M/C 67H Tubeless

Dimensions

Overall length	2.195 mm
Overall width	780 mm
Overall height	1.415 mm – 1.470 mm (adjustable windscreen)
Seat height	800 mm
Wheelbase	1.575 mm
Minimum ground clearance	135 mm
Wet Weight	219 kg
Fuel tank capacity	15L

Screen & Connectivity

Screen type	TFT
On-screen Navigation	Garmin Motorize
Smartphone Connectivity	MyRide Link
Screen size	7-inch



TMAX

Images and video show pre-production model. Product specifications may differ. Always ride within the regulated speed limits. Images depict professional riders in closed and permitted areas. Images were shot in various countries with different road laws. Always ride in a safe manner and obey all local road laws.

Always wear a helmet, eye protection and protective clothing. Yamaha encourages you to ride safely and respect fellow riders and the environment. Specifications and appearance of Yamaha products shown here are subject to change without notice and may vary according to requirements and conditions. For further details, please consult your Yamaha dealer.