



TRACKED EXCAVATOR | 205 NXT

Engine Power: 104kW (140hp) Bucket Capacity: 0.9 – 1.02m³ Operating Weight: 21000 – 22500kg



NXT LEVEL OF TOUGH

Heavy duty as standard with reinforced arms, undercarriage idler ends and upper frame. The heaviest duty undercarriage in the 20t excavator class.

STRENGTH INSIDE AND OUT.

Idler and belly damage protection plates, fitted as standard. The JCB X-frame is fully robot welded using 25% more steel.



LIVE JCB LINK
FITTED AS STANDARD



NXT LEVEL OF MAINTENANCE.

JCB 205 NXT boasts the best components in the industry: Kawasaki pumps and Kayaba main control valve. JCB hydraulic filtration system provides class leading component protection and double the oil life, with up to 5,000 hours between hydraulic oil changes.

NXT LEVEL OF COMFORT.

Comfortable and ergonomic cab with suspension seat and air conditioning. Excellent visibility to side, rear and top, and viscous cab mounts minimize vibrations.



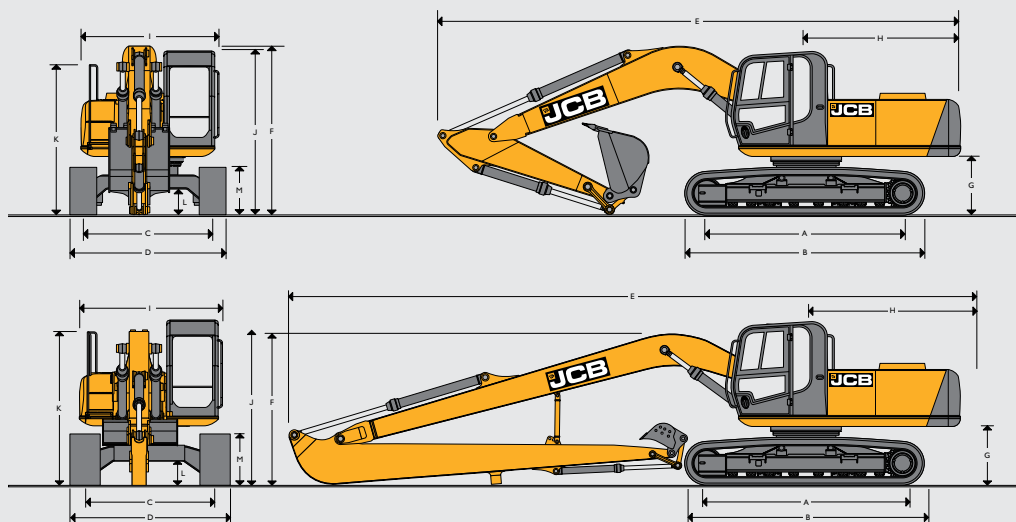
NXT LEVEL OF EFFICIENCY.

High swing speed of 12 rpm shortens the digging cycle time, thus increasing overall productivity.

NXT LEVEL TO STAY CONNECTED.

The JCB 205 NXT comes with a 5 years LiveLink contract and advanced telematics system. JCB LiveLink keeps you updated about machine health, maintenance and security.

STATIC DIMENSIONS



STATIC DIMENSIONS

			LC	SC	NLC	LR	
A	Track length on ground	mm	3660	3370	3660	3660	
B	Undercarriage overall length	mm	4460	4170	4460	4460	
C	Track gauge	mm	2390	2170	1990	2390	
D	Width over tracks	mm	2990 (600mm tracks)	2770 (600mm tracks)	2490 (500mm tracks) 2590 (600mm tracks)	2990 (600mm tracks) 3190 (800mm tracks)	
G	Counterweight clearance	mm	1079	1079	1079	1079	
H	Tailswing radius	mm	2825	2825	2825	2825	
I	Width of superstructure	mm	2549	2549	2549	2549	
J	Height over cab	mm	3060	3060	3060	3060	
K	Height over grab rails	mm	2777	2777	2777	2780	
L	Ground clearance	mm	435	435	435	494	
M	Track height	mm	885	815	885	885	
			Monoboomb 5.7m				Monoboomb 8.7m
	Dipper lengths		2.4m	3.0m	2.4m	3.0m	6.4m
E	Transport length	mm	9634	9562	9634	9562	12545
F	Transport height	mm	3122	3122	3122	3122	3025

ENGINE

Model	CUMMINS 6BT 5.9C
Type	Water cooled, 4 stroke, 6 -cylinder in-line, direct injection, turbocharged diesel
Nett power	Gross power: 104kW (140hp)
Piston displacement	5.88 litres
Air filtration	Dry element with secondary safety element plus air pre-cleaner
Cooling	Water cooled via large capacity radiator
Starting system	24 volt
Alternator	24V, 75 amps

UNDERCARRIAGE

Track shoe options	500mm, 600mm, 700mm, 800mm
Upper & lower rollers	Heat treated, sealed and lubricated
Track adjustment	Grease cylinder type
Track idler	Sealed and lubricated, with spring enhanced recoil
No. of track guides	2 per side
No. of lower rollers	SC – 7 per side, LC, NLC and LR – 8 per side
No. of upper rollers	2 per side
No. of track shoes	SC – 46 per side, LC, NLC and LR 49 per side

SERVICE CAPACITIES

Fuel tank	Litres	343
Engine coolant	Litres	25.5
Engine oil	Litres	19
Hydraulic system	Litres	203
Hydraulic tank	Litres	120
Swing device	Litres	5
Travel device	Litres	2 x 5

WEIGHTS AND GROUND BEARING PRESSURES

Standard machine with 600mm tracks, 0.9m³ bucket, operator, full capacity lubes and fuel

	LC	SC	NLC	LR
Operating weight	21500 kg	21000 kg	21400 kg	22500 kg
Ground bearing pressure	0.49 kg/cm ²	0.52 kg/cm ²	0.49 kg/cm ²	0.51 kg/cm ²

TRACK DRIVE

Type	Fully hydrostatic
Travel motors	Axial piston type, fully guarded within undercarriage frame
Final drive	Planetary reduction, bolt-on sprockets
Service brake	Hydraulic counter balance valve to prevent over speeding on gradients
Park brake	Disc type, spring applied, automatic hydraulic release
Gradability	70% (35 deg.) continuous
Travel speed	High - 5.9kph, Low - 3.4kph
Tractive effort	116kN - 203kN

HYDRAULIC SYSTEM**Pumps**

Main pumps	2 variable displacement axial piston type
Maximum flow	2 x 220 L/min
Servo pump	Gear type
Maximum flow	20 L/min

Control valve

A combined four and five spool control valve with auxiliary service spool as standard

Relief valve settings

Boom/Arm/Bucket	343 bar
Swing circuit	289 bar
Travel circuit	343 bar
Pilot control	40 bar

SWING SYSTEM

Swing motor	Axial piston type
Swing brake	Hydraulic braking, electrically operated spring applied disc type parking brake
Final drive	Planetary reduction
Swing torque	65.2 kNm
Swing gear	Large diameter, internally toothed fully sealed grease bath lubricated
Swing speed	12 RPM

FILTRATION SYSTEM

In tank	150 micron, suction strainer
Main return line	10 micron, fibre form element
Pilot line	10 micron, paper element
Hydraulic hammer return	10 micron, reinforced microform element
Cooling	Worldwide cooling is provided via a full return line air blast cooler with anti-block wavy cooling fins. Fly mesh provided to avoid clogging of radiator and cooler films

STANDARD / OPTIONAL EQUIPMENT

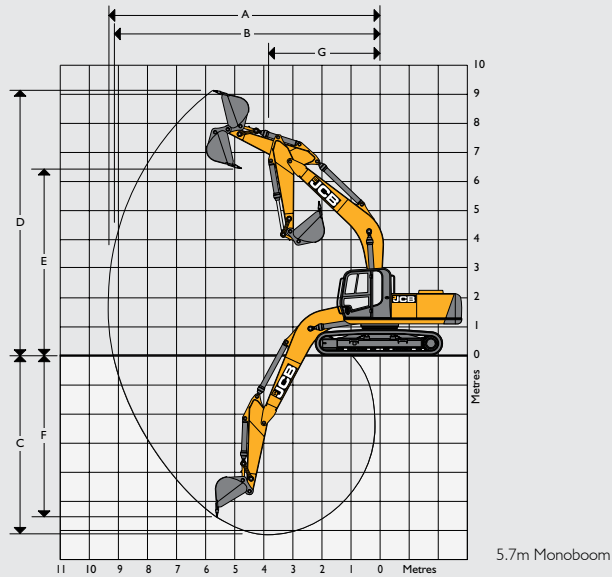
Equipment	Standard/Optional
Auto-Idler	Standard
Work lights: 1 each on boom and main frame	Standard
Additional lights; 2 nos. on cab & 1 no. on Counterweight	Standard
Windscreen wiper	Standard
Engine fan guard	Standard
Undercarriage belly guarding	Standard
Upper structure under covers	Standard
Engine pre-cleaner	Standard
Double element radial type air cleaner with wire mesh protection	Standard
Heavy-duty alternator (75 amp)	Standard
Cabin fan	Standard
Suspension seat	Standard
Cab floor mat	Standard
Rubber covered track pedals	Standard
Removable front lower cab glass	Standard
Roll over protective structure (ROPS)	Optional (Not available on LR)
Hammer pipe mounting brackets	Standard (Hammer pipework not available on LR)
Tool kit	Standard
Handrail and nonslip walk ways	Standard
Radiator fly screen	Standard
FM radio and music player with speakers	Optional
Fully ducted air conditioner unit with heater	Optional
Cabin guard (front/top)	Optional
Rock breaker pipe work	Optional (Not available on LR)
General purpose buckets (0.9 cum, 1.02 cum)	Optional (Not available on LR)
Refueling pump	Standard
500mm, 600mm, 700mm, 800mm track shoe options	Optional
Long reach boom and arm (8.7m boom and 6.4m arm)	Standard (LR only)
HD bucket (0.9m ³)	Optional (Not available on LR)
Hydraulic quickhitch pipework installation	Optional (Not available on LR)

CAB & CAB GUARD

Pressed steel construction with high strength rolled sections. Excellent all round visibility during digging, loading & positioning. Removable front lower glass and sliding rear window. Excellent ergonomic positioning of operating levers for reduced operator fatigue. Optional ducted AC unit with heater for operator comfort. Windscreen wiper & lockable stowage available. Rubber covered track pedal, water bottle & document holders provided. Optional cab guards for cab front & top available for protection against flying objects. Additional cab top lights for illumination.

WORKING RANGE

205 NXT LC / SC / NLCR



WORKING RANGE

205 NXT LC / SC / NLC

Boom length:		5.7m		
Dipper length:		2.4m	3.0m	
A	Maximum digging reach	mm	9.30	9.79 m
B	Maximum digging reach (on ground)	mm	9.10	9.61
C	Maximum digging depth	mm	5.98	6.59
D	Maximum digging height	mm	9.03	9.12
E	Maximum dumping height	mm	6.46	6.57
F	Maximum vertical wall cut depth	mm	5.47	6.14
G	Minimum swing radius	mm	3.85	3.74
	Bucket rotation		183°	182°
	Maximum dipper tearout	kN	115	96
	Maximum bucket tearout	kN	130	130

EXCAVATOR END - MONOBOOM

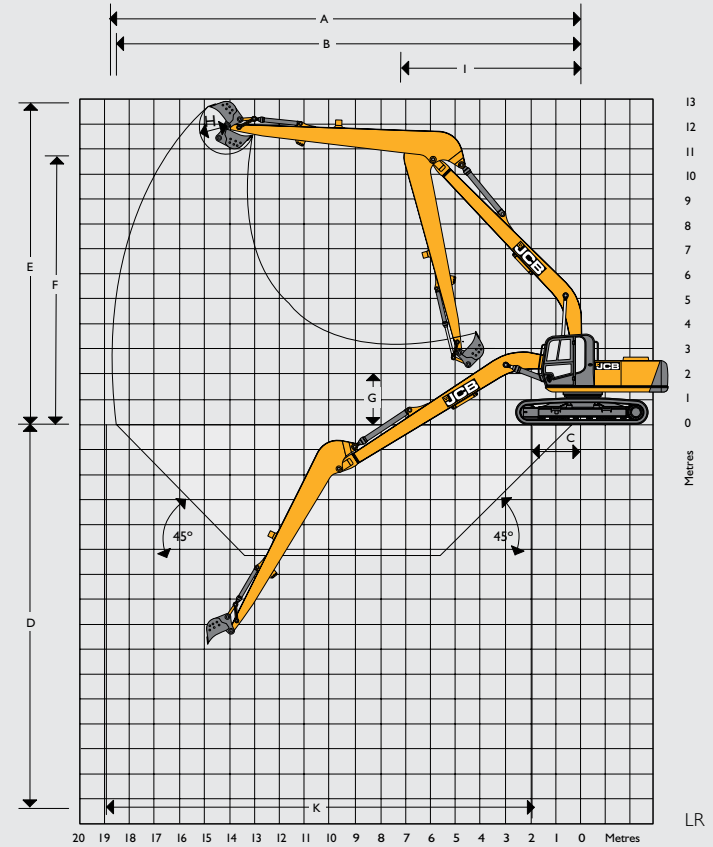
5.7m Monoboom available along with a choice of dipper lengths to suit the requirements of reach, dig-depth, loadover height and tearouts. Reserve strength is built into the fully welded structures for hydraulic hammer and other arduous operations.

EXCAVATOR BUCKET

Bucket	Toe plate width (mm)
0.9 m ³ (GP)	1180
1.02 m ³ (GP)	1320

WORKING RANGE

205 NXT LR













WORKING RANGE











205 NXT LR

Boom length:		8.7m	
Dipper length:		6.4m	
A	Maximum digging reach	mm	15600
B	Maximum digging reach (on ground)	mm	15490
D	Maximum digging depth	mm	11990
E	Maximum digging height	mm	12660
F	Maximum dumping height	mm	10450
G	Minimum dumping height	mm	3142
H	Bucket struck radius	mm	1200
I	Minimum swing radius	mm	5450
J	Minimum swing radius height	mm	10270
K	Maximum ground level span	mm	13995
	Bucket rotation	degrees	182
	Bucket digging forces (ISO 6015)	kN	39.8
	Arm digging forces (ISO 6015)	kN	57.1







LIFT CAPACITIES – DIPPER LENGTH: 2.4M, 5.7M MONOBOOM, TRACKSHOES: 600MM, NO BUCKET **205 NXT LC**

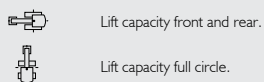
Reach	3m		4.5m		6m		7.5m		Capacity at Max Reach		mm
											
Load Point Ht.	kg	kg	kg	kg	kg	kg	kg	kg	kg	kg	mm
7.5m									5248*	5248*	5577
6.0m					6046*	4933			4840*	4009	6782
4.5m			7624*	7427	6573*	4775	4786*	3346	4760*	3343	7504
3.0m			9624*	6864	7250	4539	5134	3264	4754	3023	7876
1.5m			11036	6414	6999	4317	5023	3163	4609	2909	7950
0m			10789	6210	6837	4174	4949	3096	4742	2974	7735
- 1.5m	10531*	10531*	10753	6175	6789	4134			5238	3265	7202
- 3.0m	14788*	12217	10778*	6279	6882	4214			6466	3989	6273
- 4.5m		12473	7952*	6442					7449*	6179	4711

LIFT CAPACITIES – DIPPER LENGTH: 3.0M, 5.7M MONOBOOM, TRACKSHOES: 600MM, NO BUCKET **205 NXT LC**

Reach	3m		4.5m		6m		7.5m		Capacity at Max Reach		mm
											
Load Point Ht.	kg	kg	kg	kg	kg	kg	kg	kg	kg	kg	mm
7.5m									4591*	4376	6450
6.0m							4307*	3373	4240*	3360	7515
4.5m					6036*	4776	5220	3332	4134*	2866	8171
3.0m			8795*	6931	6992*	4514	5090	3214	4157	2614	8514
1.5m			10714*	6399	6945	4256	4949	3084	4037	2518	8583
0m			10680	6098	6736	4071	4840	2986	4128	2560	8383
- 1.5m	9085*	9085*	10562	6000	6640	3986	4802	2951	4481	2767	7896
- 3.0m	15226*	11815	10618	6047	6669	4012			5299	3259	7059
- 4.5m	13221*	12180	9478*	6252					6975*	4491	5721

LIFT CAPACITIES – DIPPER LENGTH: 2.4M, 5.7M MONOBOOM, TRACKSHOES: 800MM, NO BUCKET **205 NXT SC**

Reach	3m		4.5m		6m		7.5m		Capacity at Max Reach		mm
											
Load Point Ht.	kg	kg	kg	kg	kg	kg	kg	kg	kg	kg	mm
7.5m									5830*	5220	5533
6.0m					5630*	4590			5580*	3750	6755
4.5m			7130*	6900	6110*	4450			4710	3120	7486
3.0m			9020*	6390	6500	4240	4620	3040	4290	2820	7868
1.5m			9750	5980	6280	4030	4520	2950	4150	2710	7949
0m			9530	5790	6130	3900	4460	2890	4260	2770	7741
- 1.5m	11210*	11020	9500	5760	6080	3860			4700	3040	7218
- 3.0m	14070*	11210	9600	5850	6170	3930			5770	3700	6300
- 4.5m	10600*	10600*	7520*	6120					6930*	5670	4760













Notes:

1. For lifting capacity including bucket, subtract total weight of bucket or bucket and quickhitch from above values.
2. Lifting capacities are based on ISO 10567, that is: 75% of minimum tipping load or 87% of hydraulic lift capacity, whichever is the less. Lifting capacities marked* are based on hydraulic capacity.
3. Lift capacities assume that the machine is on firm, level ground.
4. Lift capacities may be limited by local regulations. Please refer to your dealer.

All dimensions, weights, timings, features & measures mentioned in the brochure could have variance. JCB reserves the right to change specification without prior notice.

LIFT CAPACITIES – DIPPER LENGTH: 3.0M, 5.7M MONOBOOM, TRACKSHOES: 800MM, NO BUCKET

205 NXT SC

Reach	3m		4.5m		6m		7.5m		Capacity at Max Reach		
											
Load Point Ht.	kg	kg	kg	kg	kg	kg	kg	kg	kg	kg	mm
7.5m									4591*	3935	6450
6.0m							4307*	3023	4240*	3011	7515
4.5m					6036*	4285	4671	2982	4038	2557	8171
3.0m			8795*	6147	6430	4029	4545	2866	3712	2324	8514
1.5m			9609*	5633	6148	3776	4407	2739	3600	2232	8583
0m			9265	5342	5945	3595	4301	2642	3675	2264	8383
- 1.5m	9085*	9085*	9153	5247	5853	3513	4264	2608	3984	2447	7896
- 3.0m	15226*	10094	9206	5293	5881	3538			4703	2884	7059
- 4.5m	13221*	10438	9441	5491					6538	3977	5721



LIFT CAPACITIES – DIPPER LENGTH: 2.4M, 5.7M MONOBOOM, TRACKSHOES: 500MM, NO BUCKET

205 NXT NLC

Reach	3m		4.5m		6m		7.5m		Capacity at Max Reach		
											
Load Point Ht.	kg	kg	kg	kg	kg	kg	kg	kg	kg	kg	mm
7.5m									5830*	5000	5533
6.0m					5630*	4400			5580*	3610	6755
4.5m			7130*	6570	6110*	4270			5420	3000	7486
3.0m			9020*	6070	6940*	4060	5320	2920	4940	2710	7868
1.5m			10630*	5670	7290	3860	5220	2830	4790	2610	7949
0m			11280	5490	7130	3730	5150	2770	4930	2660	7741
- 1.5m	11210*	10190	11170*	5460	7090	3690			5440	2920	7218
- 3.0m	14070*	10370	10190*	5550	7170	3760			6690	3550	6300
- 4.5m	10600*	10600*	7520*	5810					6930*	5400	4760

LIFT CAPACITIES – DIPPER LENGTH: 3.0M, 5.7M MONOBOOM, TRACKSHOES: 500MM, NO BUCKET

205 NXT NLC

Reach	3m		4.5m		6m		7.5m		Capacity at Max Reach		
											
Load Point Ht.	kg	kg	kg	kg	kg	kg	kg	kg	kg	kg	mm
7.5m					4800*	4490			4130*	4130*	6226
6.0m									3870*	3190	7332
4.5m					5530*	4320	5230*	3030	3840*	2700	8011
3.0m	12490*	11200	8140*	6200	6420*	4090	5330	2930	3970*	2450	8367
1.5m			9960*	5720	7300	3860	5200	2810	4250*	2350	8444
0m	6660*	6660*	11020*	5450	7100	3690	5100	2720	4450	2390	8249
- 1.5m	11050*	9950	11140	5360	7010	3620	5070	2690	4830	2580	7760
- 3.0m	15210*	10100	10630*	5400	7040	3640			5740	3040	6916
- 4.5m	12430*	10420	8850*	5590					6850*	4210	5552



Lift capacity front and rear.





















Lift capacity full circle.

Notes:

1. For lifting capacity including bucket, subtract total weight of bucket or bucket and quickhitch from above values.
2. Lifting capacities are based on ISO 10567, that is: 75% of minimum tipping load or 87% of hydraulic lift capacity, whichever is the less. Lifting capacities marked* are based on hydraulic capacity.
3. Lift capacities assume that the machine is on firm, level ground.
4. Lift capacities may be limited by local regulations. Please refer to your dealer.

All dimensions, weights, timings, features & measures mentioned in the brochure could have variance. JCB reserves the right to change specification without prior notice.

LIFT CAPACITIES: DIPPER LENGTH: 6.4M, 8.7M MONOBOOM, 49X600 TRACKS, WITHOUT BUCKET																			205 NXT LR	
Reach	3m		4.5m		6m		7.5m		9m		10.5m		12m		13.5m		Max. Reach			
																				
Load Point Ht.	kg	kg	kg	kg	kg	kg	kg	kg	kg	kg	kg	kg	kg	kg	kg	kg	kg	kg	mm	
10.5m																		*1280	*1280	11462
9m														*1810	*1810			*1230	*1230	12464
7.5m														*2160	1900			*1200	*1200	13221
6m											*2280	*2280	*2240	1850	*1630	1420		*1210	*1210	13772
4.5m									*2660	*2660	*2490	2280	*2370	1770	*2180	1380		*1230	*1230	14143
3m	*9210	*9210			*4200	*4200	*3470	*3470	*3020	2760	*2730	2140	*2540	1680	2130	1330		*1270	1160	14347
1.5m	*3590	*3590	*7320	6690	*5150	4550	*4050	3340	*3410	2550	*2990	2000	2520	1590	2070	1280		*1330	1120	14392
0m	*3610	*3610	*8060	5980	*5920	4110	*4570	3050	3740	2360	2980	1870	2430	1510	2010	1220		*1430	1100	14278
- 1.5m	*4490	*4490	*7640	5640	6370	3820	4630	2850	3580	2220	2870	1770	2360	1440	1970	1180		*1550	1110	14003
- 3m	*5610	*5610	*8330	5520	6210	3680	4490	2720	3470	2120	2790	1770	2310	1390	*1890	1160		*1730	1160	13557
- 4.5m	*6900	*6900	*9220	5530	6150	3630	4420	2660	3420	2070	2760	1670	2290	1380				*1990	1250	12920
- 6m	*8350	*8350	*8880	5620	6190	3660	4430	2670	3420	2070	2760	1670	2320	1410				2310	1400	12064
- 7.5m	*10050	*10050	*8250	5800	6300	3760	4500	2730	3480	2120	2830	1740						2690	1660	10935
- 9m	*10030	*10030	*7230	6070	*5600	3930	*4460	2870	*3550	2250									2130	9437
- 10.5m			*5580	*5580	*4330	4220													3210	7343



Lift capacity front and rear.



Lift capacity full circle.

- Notes:**
1. For lifting capacity including bucket, subtract total weight of bucket or bucket and quickhitch from above values.
 2. Lifting capacities are based on ISO 10567, that is: 75% of minimum tipping load or 87% of hydraulic lift capacity, whichever is the less. Lifting capacities marked* are based on hydraulic capacity.
 3. Lift capacities assume that the machine is on firm, level ground.
 4. Lift capacities may be limited by local regulations. Please refer to your dealer.

*All dimensions, weights, timings, features & measures mentioned in the brochure could have variance. JCB reserves the right to change specification without prior notice."









ONE COMPANY, OVER 300 MACHINES.

Your nearest JCB dealer

Tracked Excavator 205 NXT

Engine power: 104kW (140hp) Bucket capacity: 0.9 – 1.02m³

Operating Weight: 21000 – 21500kg

JCB Sales Limited, Rokeceter, Staffordshire, United Kingdom ST14 5JP.

Tel: +44 (0)1889 590312 Email: salesinfo@jcb.com

Download the very latest information on this product range at: www.jcb.com

© 2022 JCB Sales. All rights reserved. No part of this publication may be reproduced, stored in a retrieval system, or transmitted in any form or by any other means, electronic, mechanical, photocopying or otherwise, without prior permission from JCB Sales. All references in this publication to operating weights, sizes, capacities and other performance measurements are provided for guidance only and may vary dependant upon the exact specification of machine. They should not therefore be relied upon in relation to suitability for a particular application. Guidance and advice should always be sought from your JCB Dealer. JCB reserves the right to change specifications without notice. Illustrations and specifications shown may include optional equipment and accessories. The JCB logo is a registered trademark of J.C. Bamford Excavators Ltd.

